

GRAND LODGE ACTIVITIES COMMITTEE

Elks **SOCCER SHOOT®**

P
R
O
G
R
A
M



M
A
N
U
A
L



**Benevolent and Protective
Order of Elks**

OF THE UNITED STATES OF AMERICA
A Fraternal Organization

“Elks Care — Elks Share”

INDEX



TITLE	PAGE
Foreword	1
Liability Insurance	2
Program Schedule	3
General Contest Rules	4-5
Five Goal Contest Rules	6-7
Officials/Judges – Five Goal Contest	8
Grid Goal Contest Rules	9
Officials/Judges – Grid Goal Contest	10
APPENDIX	11
Ground View of 5-Goal Soccer Shoot Goal	Appendix A 12
Alternate Small Goal	Appendix B 13
Rope Grid Goal Specifications	Appendix C 14
Grid Goal Set-up	Appendix D 15-17
Grid Goal Set-up Parts Chart	Appendix E 18
Contestant Score Sheet (Five Goal Contest)	Appendix F 19
Contestant Score Sheet (Grid Goal Contest)	Appendix G 20
Competition Form – Boys/Girls	Appendix H 21
Contestant Registration	Appendix I 22-23
Contest Event Report	Appendix J 24



— ACKNOWLEDGEMENTS —

The Grand Lodge Activities Committee would like to express our sincere gratitude to those visionary Elks and Soccer enthusiasts from Connecticut, New Jersey, Arizona, Georgia, Wisconsin and elsewhere, who foresaw in this activity a positive and enjoyable way for the Order to benefit young Americans.



FOREWORD



SOCCKER – The world’s favorite sport now is the United States’ fastest growing children’s participatory activity. As early as the 1980’s, Lodges of the B.P.O. Elks began to recognize this phenomenon and support it with league sponsorships as well as developing different skill contests. The Grand Lodge Activities Committee discussed the sport of soccer on many occasions as two of these contests grew to prominent status.

In October 1997, a Grand Lodge Youth Activities Subcommittee met in Chicago to discuss the various programs and from that meeting, the Grand Lodge Soccer Shoot Program was developed and implemented. Since 1997, the Soccer Shoot Program has continued to be reviewed and adjusted to improve the Program. In November of 2015, the Grand Lodge Activities Committee met and has agreed upon the latest revisions to the Program herein. A two-stage contest that best represents the skill levels of four or five age groups: 7 and under (U-8), 8-9(U-10), 10-11(U-12), and 12-13(U-14). The 14-15(U-16) is an optional age group.

The “Five Goal Contest” with its succession of smaller target goals lets the youngest participants (U-8) build their confidence as they move down the line. It matches both physical and skill abilities to the challenge they present.

The “Grid Goal Contest” uses the specific kick distance, based on age, to challenge the older participants (U-10, U-12, U-14 & U-16) to kick the ball from a specific mark for score, thus developing advanced skills.

The Contests are designed to be run either indoors or outdoors depending on location, weather or climate. It is suggested that close cooperation with the local soccer associations will ensure growth in the participation in this Youth Activity by involving the community with our Program.

Finally, remember that the running of all the Youth Activities Programs has common goals of keeping children occupied with positive, character-building role models and activities, providing alternatives to drug use, and simply having fun.

Remember:

“SOCCKER – IT’S A KICK!”

ELKS SOCCER SHOOT®

“IT’S A KICK”

LIABILITY INSURANCE

What should the Lodge do if the owner of the property where an Elks Soccer Shoot is being held requires proof of Liability Insurance? Call the administrators of the Elks Insurance Programs, AON AFFINITY COMMERCIAL SOLUTIONS, INC. – ELKS INSURANCE TEAM – at 1-800-421-3557.

Aon will issue a Certificate of Liability Insurance that will satisfy the property owner’s requirements.

When you contact Aon, they will first ask for your Lodge number. The purpose is to connect you with the correct Aon team member.

Aon Affinity Commercial Solutions – Elks Insurance Team requires the following information:

- ✓ Date of the Soccer Shoot
- ✓ Location of the Soccer Shoot
- ✓ Name of the Property Owner
- ✓ Name of the Certificate Holder, i.e., School District, City, etc.
- ✓ Does the Certificate Holder need to be named as Additional Insured?

The Benevolent and Protective Order of Elks General Liability Policy provides General Liability Insurance for Elks activities on or away from owned or leased premises. This policy will respond to Bodily Injury and/or Property Damage, subject to the policy terms and conditions.

The Master Liability Insurance Program includes as named insured the Grand Lodge, State Associations (with the exception of major projects) and all Local Lodges of the Order.

The process of issuing a Liability Insurance Certificate is simple, however, Aon would appreciate your calling at least ten (10) days prior to the event to ensure sufficient mailing time.

ELKS SOCCER SHOOT®

“IT’S A KICK”

PROGRAM SCHEDULE

- Lodge Shoot – Prior to District Shoot
- District Shoot – By end of September
- State Shoot – By end of October
- Area/Regional Shoot – By end of November

SUGGESTIONS:

Field Line Marking:

The foul line is best marked with a product similar to the spray paint that is used to mark utility lines in the grass or black top, i.e., Power Paint Cartridge. Fluorescent colors work best. If such a product is unavailable, fluorescent tape such as that used in construction also works.

ADVERTISING:

Press Releases:

A large part of the Soccer Shoot® Program is to permit the kids to have fun. As such, it is necessary to let the community know that the Elks Soccer Shoot® exists. Press Releases and Purchased Advertising will permit your Lodge not only to hold a successful Soccer Shoot® but to share your news with the community.

Certificates of Participation:

It is recommended that all contestants receive some form of a Certificate of Participation.

ELKS SOCCER SHOOT®

“IT’S A KICK”

GENERAL CONTEST RULES

- 1) There shall be four (4) or five (5) age groups:
 - i. Age 7 and Under [U-8]
 - ii. Ages 8 and 9 [U-10]
 - iii. Ages 10 and 11 [U-12]
 - iv. Ages 12 and 13 [U-14]
 - v. Ages 14 and 15 [U-16] Optional
- 2) Age is determined by the age of the contestants as of January 1st, the year the contest is held.
- 3) The local Lodge Director must verify age by birth or baptismal certificate or by passport to ensure that the contestant competes in the proper age group. This will eliminate any disappointment that might arise as a result of a technical error.
- 4) A contestant may enter only one local Lodge contest in any given year.
- 5) The Contest Director will set the date, time and place for the contest, and notify all contestants of the same. Contestants must be present and ready to compete at the designated time.
- 6) Local Lodge contests may be structured in cooperation with local soccer programs so that participants can compete at predetermined times. The time for the local Lodge “finals” if needed, will be posted and those invited to compete in the “finals” must be present and ready to compete at the designated time.
- 7) The contest can be held outdoors on a field or indoors in a gym or other suitable area.
- 8) No equipment is necessary other than appropriate clothing for competition and appropriate footwear (indoor or outdoor). No article of clothing that displays words, slogans or images that are in poor taste for a youth athletic activity shall be permitted. The Director’s decision is final.
- 9) FIFA-approved number four (4) balls will be used for the [U-8], [U-10] and [U-12] Groups. Number five (5) balls will be used for the [U-14] & [U-16 optional] Groups.

ELKS SOCCER SHOOT®

“IT’S A KICK”

- 10) All contestants are responsible for their own behavior. Inappropriate or unsportsmanlike conduct or failing to obey the instructions of the officials will be subject to disqualification by the Officials.
- 11) Contestants who are waiting their turn must not interfere with the contestant who is shooting in any way. All other persons should stay at least ten (10) yards behind the contestant who is shooting. At indoor contests or some outdoor contests where ten (10) yards is not possible, a distance determined by the Director will establish a clearly-identified waiting area. No one should be allowed to distract the contestants in any way during the contest. The Director may stop the contest and clear the area if anything interferes with play.
- 12) The Director shall have the authority to restrict the number of photographers around the immediate contest area and to restrict where they may position themselves. Flash photography is not permitted at any time while the contest is in progress. A staged photo opportunity may be orchestrated by the Director wherein flash photos will be permitted.
- 13) ALL DECISIONS BY THE DIRECTOR ARE FINAL. NO SPECTATOR OR OTHER PERSON WILL BE PERMITTED TO ARGUE OR INFLUENCE AN OFFICIAL’S DECISION IN ANY WAY.

FIVE GOAL CONTEST

FIVE GOAL CONTEST RULES

Ages 7 & Under [U-8]

- 1) Contestants may only shoot for score once unless involved in a tiebreaker.
- 2) No contestant may shoot before or after the designated time.
- 3) The order of shooting will be determined by Committee. Only Lodge Contests may have the option of customizing the shooting order according to local conditions. It is strongly recommended that after each contestant kicks three shots for score at a goal, he/she shall return to the end of the line/seating area while all other contestants complete their shots on that goal. The entire group then moves on to the next size goal.
- 4) The goals and scores are as follows:
 - 48" goal – 1 point per successful goal
 - 40" goal – 2 points per successful goal
 - 34" goal – 3 points per successful goal
 - 26" goal – 4 points per successful goal
 - 17" goal – 5 points per successful goal
- 5) A goal is scored when the whole of the ball has passed over the entire goal line, between the goal posts and below the upper crossbar. The decision of the Judges is final.
- 6) Ideally, four balls should be used; one for practice and three balls for score. All kicks should be taken before any balls are returned to the shooter. This will save time and shorten the waiting time before the next contestant's attempt.
- 7) There shall be one Goal Judge, one Line Judge, one Retriever and up to three Scoring Judges per contestant shooting.
- 8) There shall also be up to three Tabulators, who are located in the contest area. The Tabulators shall verify the official score.

ELKS SOCCER SHOOT®

“IT’S A KICK”

- 9) Contestants will start at the 48” goal and will advance to each successive smaller goal after all the contestants have completed shooting at that goal.
- 10) The Line Judge will place the ball on a line fifteen (15) feet from the goal line. The contestant may adjust the ball along the line by using the foot only. The Line Judge will confirm that the ball is still legally placed. The ball shall be deemed in play as soon as it is kicked forward and cannot be kicked a second time.
- 11) Each contestant will be permitted one (1) warm-up kick at each goal. They will then kick three (3) goals for score at each of the five different sized goals in sequence from 48” down to 17” goal. The contest officials will notify each contestant when scoring begins. A total of forty-five (45) points is possible.
- 12) Ties will be determined by taking five (5) additional shots in the same contestant order as the regular contest. The 17” goal will be used. If still tied, this procedure will be repeated until award winners are decided. Tie-breaker points will not be added to total. Tie-breaker scores will only be used to break the tie to appropriate place of finish.
- 13) The 1st place winners at each level of contest are eligible to advance to the next level. If the 1st place winner in any age group is unable to attend, the next highest scorer shall be eligible.

ELKS SOCCER SHOOT®

“IT’S A KICK”

OFFICIALS/JUDGES — FIVE GOAL CONTEST

Volunteers will be needed for the following:

Goal Judge — ONE:

The Goal Judges will indicate a goal by raising their hands above their head after the ball completely crosses the goal line or indicate a missed goal by pointing at the ground.

Line Judge — ONE:

The Line Judge (or spotter) will determine that the ball was kicked from a location completely behind the foul line. The Line Judge will notify each competitor prior to their last shot in each set that this is the last shot.

Scoring Judges — ONE to THREE:

The Scoring Judge(s) will maintain the Contestant Registration Form and Score Sheet for all contestants that they are responsible for. The Scoring Judge(s) will move from goal to goal with the contestant. The Scoring Judge(s) will mark goal attempts with either an X for a successful goal or a dash for an unsuccessful goal, only after the Line Judge has indicated if the attempt was successful or unsuccessful. It is recommended, but not mandatory, that the Scoring Judge(s) should not tabulate the competitors’ scores. Upon completion of an individual’s competition, the score shall be turned over the Tabulators.

Tabulators — TWO:

The competition Director will appoint two volunteers to tabulate all Soccer Shoot® Registration and Score Sheets. They will verify the scores to find out the winners. The Tabulators will also produce for the Soccer Shoot® Director a list of the winners for each division. No scores will be given out to competitors until the competition is over.

GRID GOAL CONTEST

GRID GOAL CONTEST RULES

Ages 8 & 9 [U-10] Ages 12 & 13 [U-14]
Ages 10 & 11 [U-12] *and* Ages 14 & 15 [U-16] Optional

- 1) Contestants may only shoot for score once unless involved in a tiebreaker.
- 2) No contestant may shoot before or after the designated time. The order of shooting will be determined by Committee. Lodge Contests may have the option to customize the shooting order according to local conditions. It is strongly recommended that after each contestant kicks five shots for score at a goal, he/she shall return to the end of the line/seating area. The rotation of five shots at a time for each contestant until each completes fifteen shots on goal.
- 3) The goals and scores are as follows:
 - a. Across the entire bottom - 1 point per successful goal
 - b. Middle Center - 2 point per successful goal
 - c. Middle Ends - 3 points per successful goal
 - d. Top Center - 4 points per successful goal
 - e. Top Ends (or Upper Corners) - 5 points per successful goal
- 4) The ball is to be placed at a spot, centered to the goal as follows:
 - a. Eighteen (18) feet from the goal line for U-10
 - b. Twenty-seven (27) feet from the goal line for U-12
 - c. Thirty-six (36) feet from the goal line for U-14 & U-16
- 5) There shall be two Goal Judges, one Line Judge and one to three Scoring Judges. When kicking indoors, a 1/4 inch O-ring to steady the ball may be used in the Grid Goal Contest.
- 6) Each contestant will be permitted up the three (3) warm-up kicks at the grid. They will then kick fifteen (15) goals for score. A maximum total score of seventy-five (75) points is possible.
- 7) Ties will be determined by taking five (5) additional shots in the same order as the regular contest. If still tied, this procedure will be repeated until award winners are decided. Tie-breaker points will not be added to total. Tie-breaker scores will only be used to break the tie to appropriate place of finish
- 8) It is suggested that eight (8) balls, three for initial practice shots and five for each shot rotation be on hand to run the contest smoothly. This allows for the contestants to kick at their own rhythm without interference from returning balls.
- 9) The 1st place winners in each level of contest are eligible to advance to the next level. If the 1st place winner is unable to attend, the next highest scorer shall be eligible.

ELKS SOCCER SHOOT®

“IT’S A KICK”

OFFICIALS/JUDGES — GRID GOAL CONTEST

Volunteers will be needed for the following:

Ball Retrievers — TWO:

The Ball Retrievers will control all balls that miss the goal and return all balls to the Line Judge after the contestant has completed the round of kicks.

Goal Judges — THREE:

The Goal Judges will take up positions at opposite sides of the Grid Goal and immediately after the kick has been completed, inform the Scoring Judge(s) of the Point Value earned for that kick. If necessary, the Goal Judges may confer before announcing the point value so as to reach a unanimous decision in the event of a kick whose path is not clearly seen by one of the Judges.

Line Judge (spotter) — ONE:

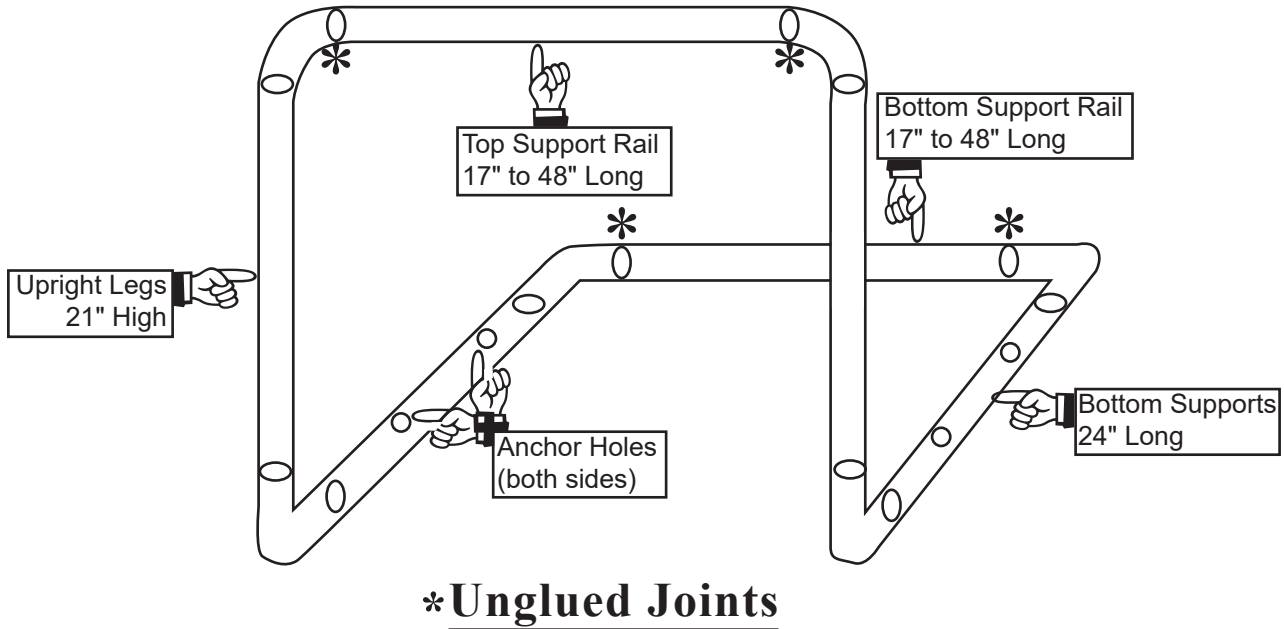
The Line Judge will determine that the ball was kicked from the penalty point. If the ball rolls off the penalty point before the kicker advances toward the ball, the Line Judge will re-set the ball on the penalty point. If the kicker kicks the ball, it is a counted kick.

Goal/Scoring Judges — ONE to THREE:

The Scoring Judge(s) will maintain the Contestant Registration and Score Sheets for all contestants that they are responsible for. The Scoring Judge(s) will mark goal attempts with the goal value for each kick taken. The Scoring Judge(s) will tabulate the competitor’s individual shots. They will ensure that each form is filled out correctly and attest to the shot scores. They may tabulate the scores to establish the winners, however, separate Tabulator(s) are recommended.

APPENDIX

Ground View of 5-Goal Soccer Shoot® Goal



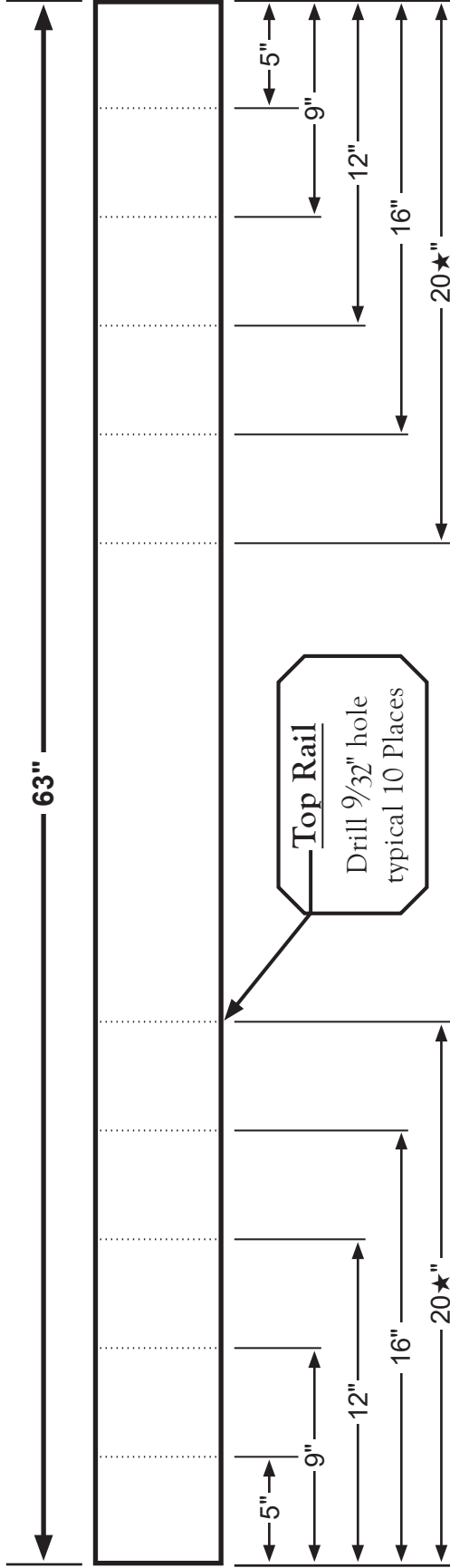
Free-Standing Goal Parts List:

QUANTITY	DESCRIPTION	QUANTITY	DESCRIPTION
2	48" top & bottom rails	10	21" upright legs
2	40" top & bottom rails	10	24" bottom supports
2	34" top & bottom rails	30	90-degree elbows
2	26" top & bottom rails	20	anchors (spikes/tent pegs)
2	17" top & bottom rails		PVC Pipe Glue

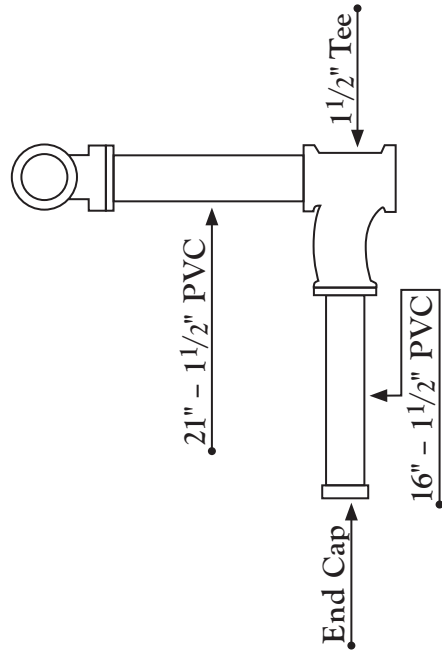
(See also Alternate Goal Equipment Attachment for standard Soccer Goal on following page.)

Each goal should be constructed using 1½-inch (ID) Heavy Duty Schedule 40-PVC Tubing and Elbows. This size provides adequate strength and allows for flexibility. You will need 65 feet of the PVC pipe for 5 goals. All corners use 90-degree Elbows. Drill holes in the bottom supports large enough to accommodate the spikes so the goal can be firmly anchored to prevent movement or overturning. The pieces will fit together quite snugly. However, you may wish to glue a few of the connections for added stability, leaving some of the couplings unglued allows for size changes and for easy take down, transport and storage.

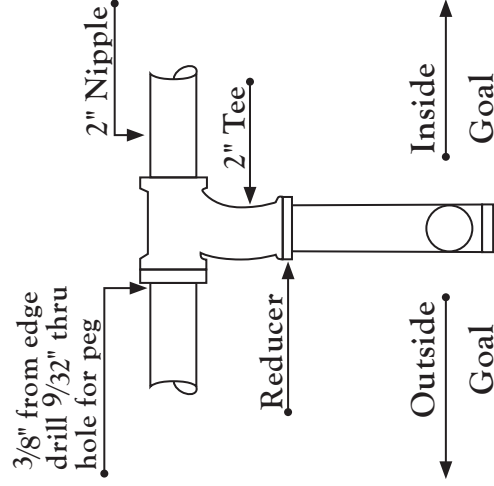
Alternate method of fabricating a Small Goal



Goal openings between uprights will be 48", 40", 34", 26" and 17".



Upright — Side View



Upright — Rear View [left side]

COMPONENTS

Top Rail

- a. [1] 63" - 1 1/2" PVC
- b. [2] 1 1/2" PVC End Caps
- c. [2] 5" - 1" X 4" Pegs ("L" shape)

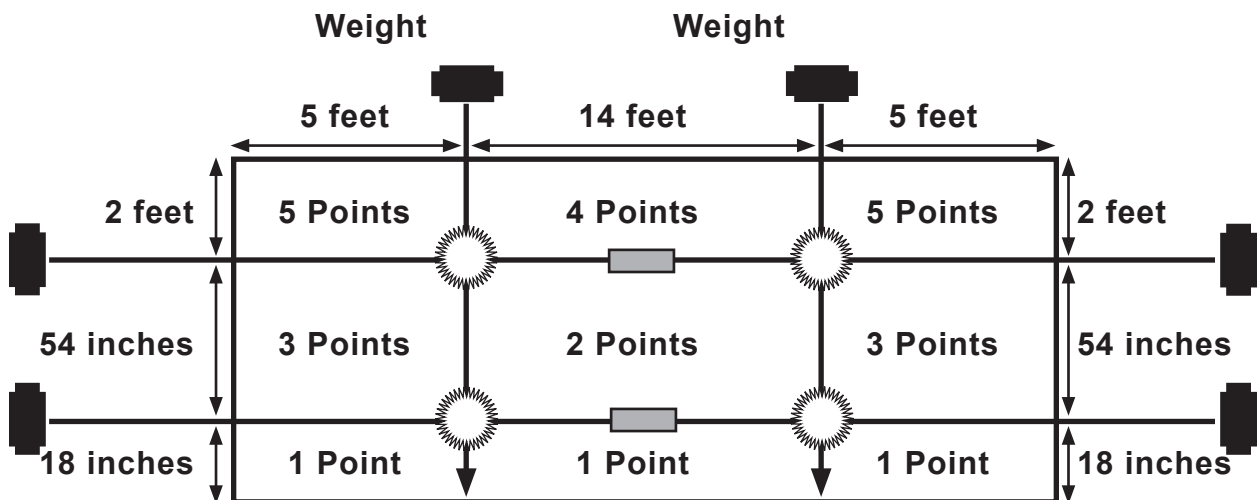
Uprights

- a. [2] 21" - 1 1/2" PVC
- b. [2] 16" - 1 1/2" PVC
- c. [2] 2" PVC Tees
- d. [2] 2" X 1 1/2" male reducers
- e. [2] 1 1/2" PVC Tees
- f. [2] 1 1/2" End Caps
- g. [4] 3 1/2" - 2" PVC Nipples
- h. Plumbers Glue

GRID GOAL ROPE GRID GOAL SPECIFICATIONS

A grid goal made from rope is an economical arrangement that has been accepted for the Elks Soccer Shoot® Lodge and District level competitions.

Obtain the following parts:	
QUANTITY	DESCRIPTION
75 feet	Yellow 3/8 inch rope
2-6	10- or 12-inch Turnbuckles for the horizontal sections
6	Hooks with Eyelet attached
2	Weights <i>(for the bottom of the parallel ropes, will help keep the rope straight)</i>
Wrap the hooks around the goal pole at the sides and tighten turnbuckles. Swing the vertical rope over the top goal bar and hook. Attach weights at lower ends of vertical ropes.	

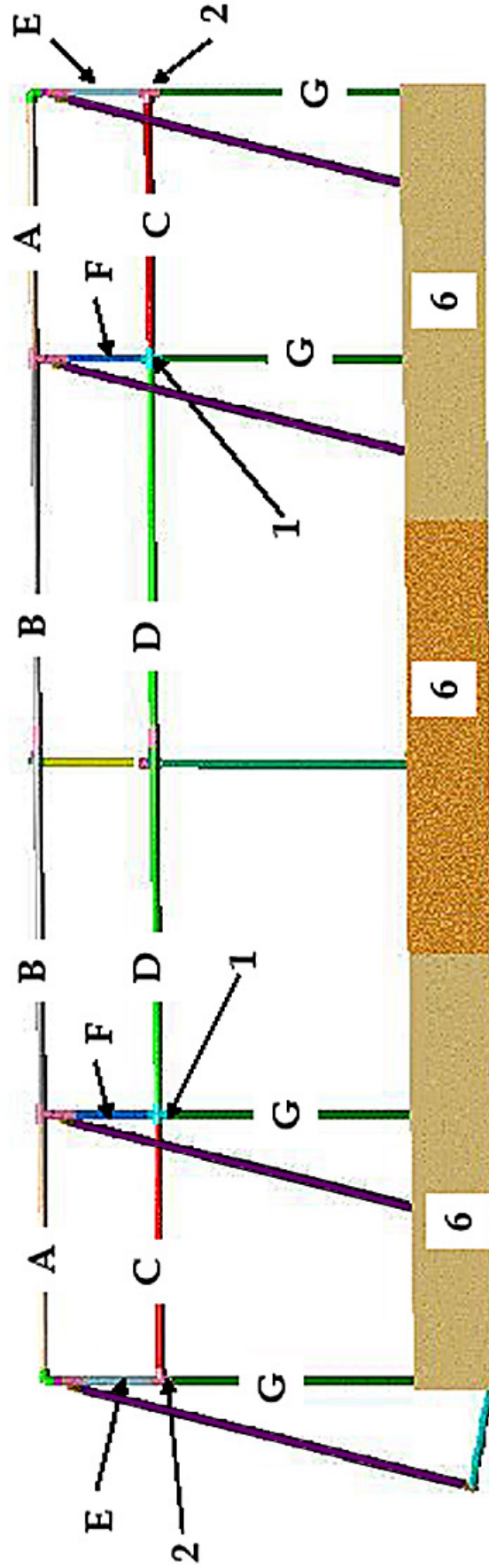


 Turnbuckle

 Hook & Eyelet

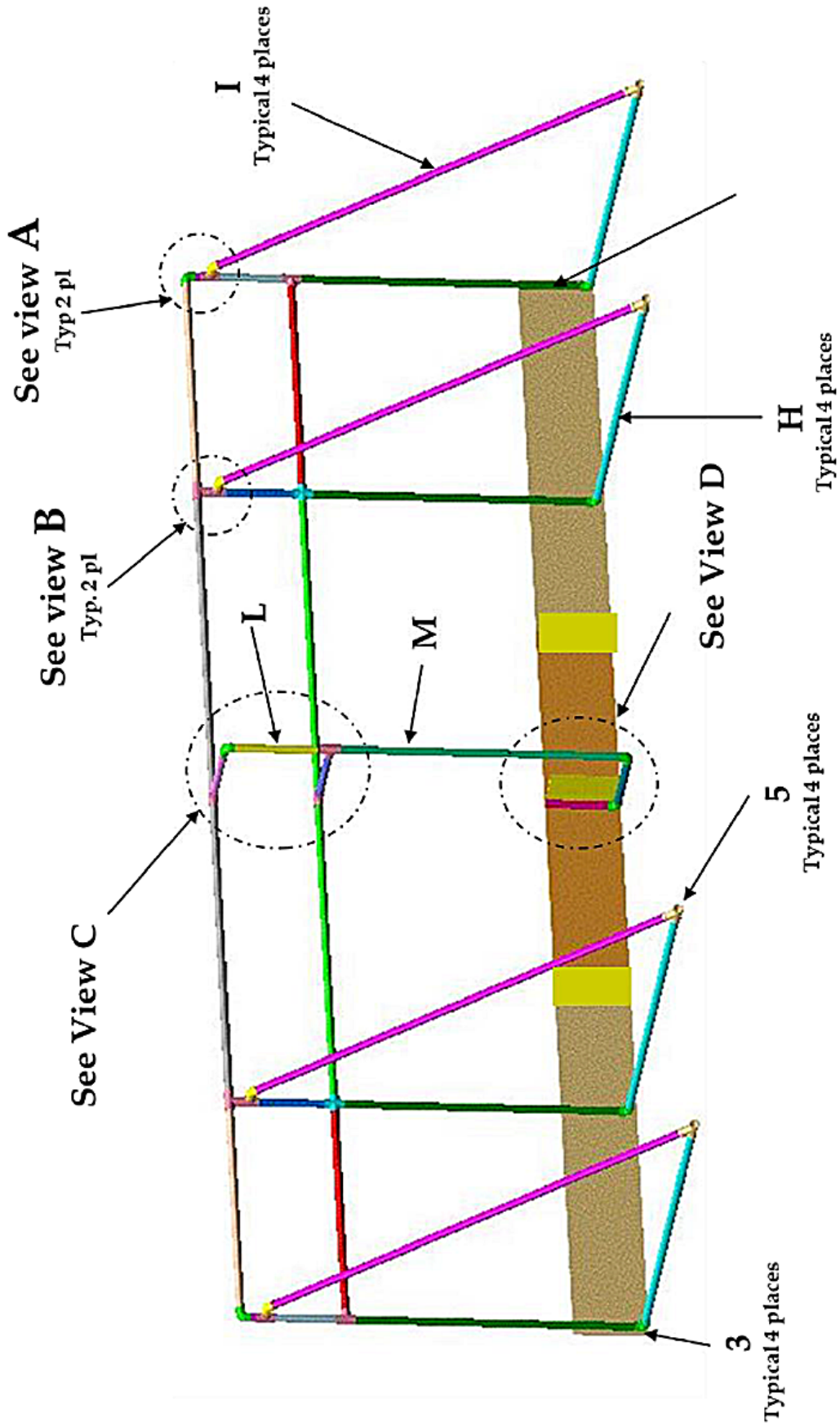
 Twist Ties

GRID GOAL SET-UP



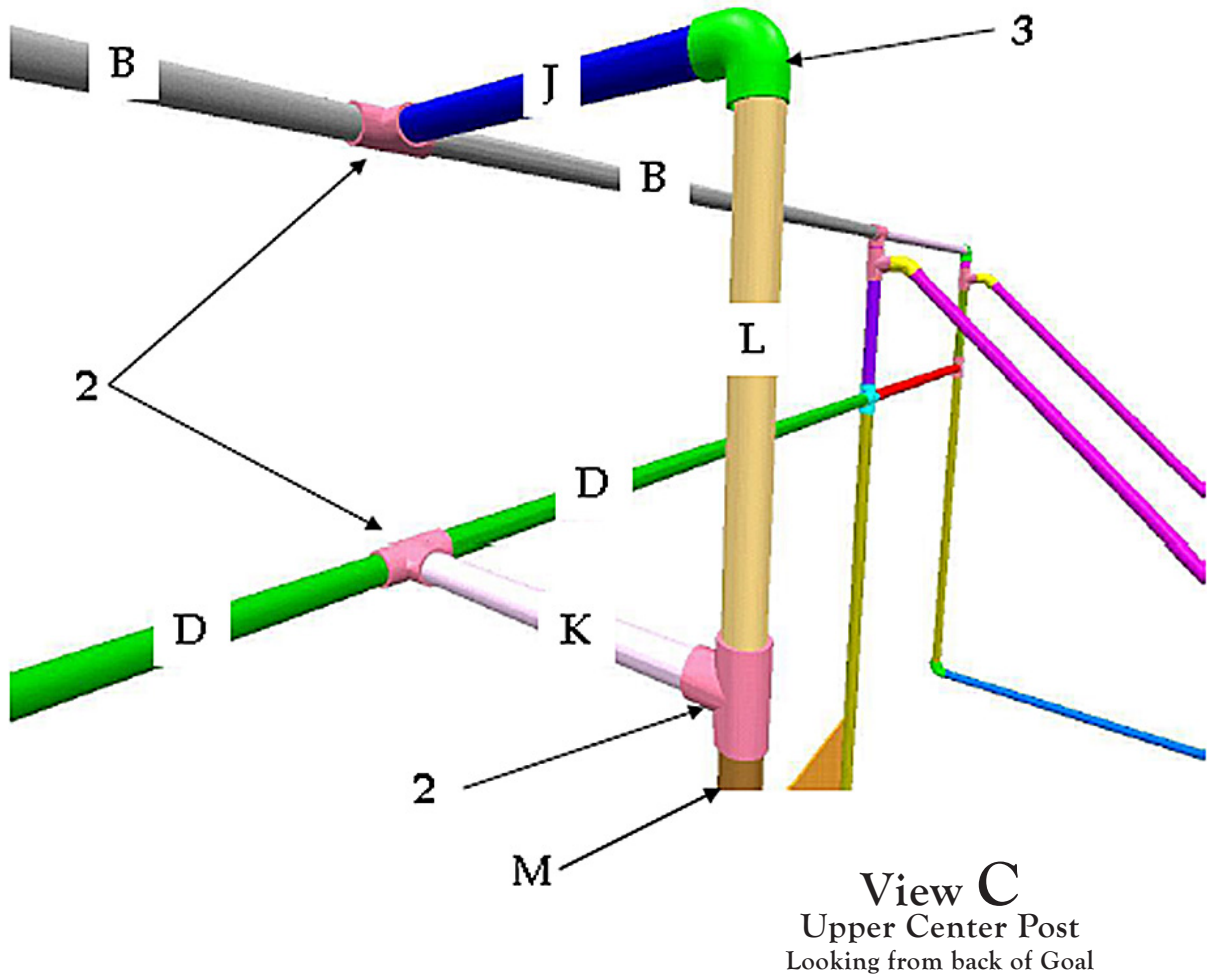
View Facing Goal

GRID GOAL SET-UP



View looking from Back of Goal

GRID GOAL SET-UP



– Appendix E –

GRID GOAL SET-UP
Parts Chart

Item	Quantity	Description/Length	Specifics
Piping	<i>Use 1½ Bristol Pie PVC 330 PSI</i>		
A	2	4 feet – 8 7/8 inches	
B	2	6 feet – 9 1/4 inches	
C	2	4 feet – 8 3/4 inches	
D	2	6 feet – 9 inches	
E	2	1 foot – 6 1/8 inches	
F	2	1 foot – 6 1/4 inches	
G	4	5 feet – 8 7/8 inches	
H	4	7 feet – 4 1/2 inches	
I	4	10 feet – 3 inches	
J	1	1 foot – 8 5/8 inches	
K	1	1 foot – 8 3/4 inches	painted black
L	1	1 foot – 8 7/8 inches	painted black
M	1	5 feet – 8 7/8 inches	painted black
N	1	1 foot – 8 1/2 inches	painted black
O	1	1 foot – 3 7/8 inches	
P	8	2 inches	inserts
R	5	16 inches	
Fittings	<i>Use 1½ inch type fittings</i>		
1	4	4-Way “T”	
2	14	3-Way “T”	
3	8	90-degree elbow	
4	4	45-degree elbow	
5	4	“Y” branches	



Elks Soccer Shoot®

Contestant Score Sheet



5 - Goal Contest: U-8

Event Location:	Date:
-----------------	-------

(Circle One in each category)

BOYS			GIRLS		Division 7 & Under
Lodge	District	State	Regional/Area		

Name:	Age as of January 1
Telephone No.:	

CONTESTANT: DO NOT WRITE BELOW THIS LINE!! (For Official Use Only!)

Goal No. 1 – 48-inch width (× for each shot made) (– for each shot missed)			Total Goals	× 1 =	Goal #1 Score
SHOT 1)	SHOT 2)	SHOT 3)			
Goal No. 2 – 40-inch width (× for each shot made) (– for each shot missed)			Total Goals	× 2 =	Goal #2 Score
SHOT 1)	SHOT 2)	SHOT 3)			
Goal No. 3 – 34-inch width (× for each shot made) (– for each shot missed)			Total Goals	× 3 =	Goal #3 Score
SHOT 1)	SHOT 2)	SHOT 3)			
Goal No. 4 – 26-inch width (× for each shot made) (– for each shot missed)			Total Goals	× 4 =	Goal #4 Score
SHOT 1)	SHOT 2)	SHOT 3)			
Goal No. 5 – 17-inch width (× for each shot made) (– for each shot missed)			Total Goals	× 5 =	Goal #5 Score
SHOT 1)	SHOT 2)	SHOT 3)			

SCORE

Tie Breaker Section

(17-inch Goal Only) (× for each shot made) (– for each shot missed)

1	2	3	4	5	Total Goals	1	2	3	4	5	Total Goals	1	2	3	4	5	Total Goals
1	2	3	4	5	Total Goals	1	2	3	4	5	Total Goals	1	2	3	4	5	Total Goals



Elks Soccer Shoot®

Contestant Score Sheet



Grid Goal Contest: U-10, U-12, U-14 & U-16

Event Location:	Date:
-----------------	-------

(Circle One in each category)

BOYS			GIRLS	
Lodge	District	State	Regional/Area	

Division	
8 & 9	10 & 11
12 & 13	14 & 15

Name:
Telephone No.:

<u>Age as of January 1</u>

CONTESTANT: DO NOT WRITE BELOW THIS LINE!! (For Official Use Only!)

<i>Indicate Actual Number of Points Scored for Each Shot</i>		
SHOT 1) _____	SHOT 6) _____	SHOT 11) _____
SHOT 2) _____	SHOT 7) _____	SHOT 12) _____
SHOT 3) _____	SHOT 8) _____	SHOT 13) _____
SHOT 4) _____	SHOT 9) _____	SHOT 14) _____
SHOT 5) _____	SHOT 10) _____	SHOT 15) _____

SCORE

Tie Breaker Section

(Indicate Actual Points Scored for Each Shot)

1	2	3	4	5	Total
1	2	3	4	5	Total

1	2	3	4	5	Total
1	2	3	4	5	Total

1	2	3	4	5	Total
1	2	3	4	5	Total



Elks Soccer Shoot®

COMPETITION FORM — BOYS/GIRLS

Complete and submit to the Director of the next level of competition:



Sponsoring Lodge:	No.:
-------------------	------

(Circle One in Each Category)

GENDER GROUP	NEXT LEVEL OF COMPETITION
<div style="display: flex; justify-content: space-around;"> BOYS GIRLS </div>	<div style="display: flex; justify-content: space-around;"> District State Regional/Area </div>

Division U-8	Ages 7 & Under
Name:	Date of Birth:
Address:	Telephone:
City:	State: ZIP:
Parent Name:	
Total Number of Participants and Guests Attending Next Competition	

Division U-10	Ages 8 & 9
Name:	Date of Birth:
Address:	Telephone:
City:	State: ZIP:
Parent Name:	
Total Number of Participants and Guests Attending Next Competition	

Division U-12	Ages 10 & 11
Name:	Date of Birth:
Address:	Telephone:
City:	State: ZIP:
Parent Name:	
Total Number of Participants and Guests Attending Next Competition	

Division U-14	Ages 12 & 13
Name:	Date of Birth:
Address:	Telephone:
City:	State: ZIP:
Parent Name:	
Total Number of Participants and Guests Attending Next Competition	

Division U-16	Ages 14 & 15
Name:	Date of Birth:
Address:	Telephone:
City:	State: ZIP:
Parent Name:	
Total Number of Participants and Guests Attending Next Competition	

— Appendix I (front) —

REGISTRATION APPLICATION

B.P.O. ELKS

"SOCCER SHOOT"®

GOAL SHOOTING CONTEST

Boy

Girl

For boys and girls up to age 13

APPLICANT CAN PARTICIPATE IN ONE LODGE CONTEST ONLY
(PLEASE FILL OUT IN DETAIL)

DATE OF BIRTH _____
(Month) (Day) (Year)

Please circle Correct Age you will be on

JANUARY 1

(Fill in appropriate year)

4 5 6 7 8 9 10 11 12 13 14 15

APPLICANT'S NAME: _____
(Please print or type)

ADDRESS: _____

CITY: _____ STATE: _____ ZIP: _____

() _____ () _____ () _____
Home Phone Mom Work Dad Work

NAME OF APPLICANTS **PARENTS** _____
or Mother
GUARDIANS _____
Father

ELKS LODGE _____ NO. _____ DATE _____

REQUEST AND CONDITIONS FOR REGISTRATION

The undersigned, parent/guardian of the above named applicant, hereby requests applicant's registration in the B.P.O. Elks "Soccer Shoot"® GOAL SHOOTING CONTEST and represents the information set forth in this Application is correct. In consideration of such registration and the right of the applicant to participate in the competition, the undersigned does hereby acknowledge and agree that such participation will be solely at the risk of the applicant and the undersigned and without liability to the Benevolent and Protective Order of Elks of the United States of America, its State Associations, its Local Lodges and the officers and members of them (hereinafter collectively referred to as "BPOE"). The undersigned, for himself, his personal representatives and successors, does hereby release and forever discharge BPOE from any and all claims, demands, liabilities, obligations, damages, costs, expenses, loss of service, actions and causes of action including each and every right of payment for damages said undersigned may now or hereafter have against BPOE arising out of any act or occurrence incident to the applicant's said participation and/or the engagement of the undersigned in connection therewith. The undersigned hereby consents and authorizes BPOE to use and reproduce applicant's name and/or likeness and to circulate the same for any and all purposes reasonably related to the conduct and promotion of the said competition, and the undersigned does hereby agree to indemnify and hold BPOE harmless from any and all claims, loss or damage to the BPOE resulting from or related to applicant's said participation. I have read, understood, and followed the rules of the "Soccer Shoot" contest.

(Signature of applicant) Signature of Parent (Mother)

OR (Father)

NOTE: ALL entrants are requested to contact their school principal or coach to determine if any restrictions or eligibility requirements exist in their state. Signatures verify information supplied on this card is correct.
(Over)

**THIS MUST BE FILLED OUT BY THE RESPECTIVE DESIGNATED
PEOPLE AS SHOWN BELOW. PLEASE PRINT.**

EXALTED RULER

Name _____
Address _____
City _____ State _____ Zip _____
Telephone (Area) _____

LOCAL LODGE DIRECTOR

Name _____
Address _____
City _____ State _____ Zip _____
Telephone (Area) _____ SCORE _____
Document checked by _____ Date _____ Lodge _____
Age verified by _____ Date _____

DISTRICT DIRECTOR

Name _____
Address _____
City _____ State _____ Zip _____
Telephone (Area) _____ SCORE _____

STATE DIRECTOR

Name _____
Address _____
City _____ State _____ Zip _____
Telephone (Area) _____ SCORE _____

AREA/REGIONAL DIRECTOR

Name _____
Address _____
City _____ State _____ Zip _____
Telephone (Area) _____ SCORE _____



Elks Soccer Shoot®

Contest Event Report

No later than 5 days after your Elks Soccer Shoot® Contest has taken place, complete this Contest Event Report and two COMPETITION FORMS (for BOY and GIRL WINNERS), and forward to the Director of the next level of competition.

COMPETITION DATE:				
Report for	Lodge	District	State	Area/Regional
	<i>(Circle One)</i>			
Lodge:				
District:			No.:	
State:				
Competition Director:			Telephone:	
Address:				
City:		State:	ZIP:	
Competition Location:				

Attendance: *This information is vital to the Program's future. Please Report Completely.*

Volunteers		Contestants									
Elks	Non-Elks	U-8		U-10		U-12		U-14		U-16	
		Girls	Boys	Girls	Boys	Girls	Boys	Girls	Boys	Girls	Boys

Description	Total Expenses	Total Contributions	Total Income	Volunteer Hours/Miles	
Competition				Elk volunteer hours	
Advertising/Costs				Non-Elk volunteer hours	
Awards/Prizes/ Certificates				Elk volunteer miles	
Lodging				Non-Elk volunteer miles	
Meals/Snacks, etc.				Attach additional support as required.	
Admin.–supplies, copies, postage, etc.					
Miscellaneous					
Total					

“Elks Care — Elks Share”

SOCCER...



It's A Kick!

